

**Auditor's Report
and
Financial Statements
of
Telephone Shilpa Sangstha Limited
For the year ended 30 June 2023**



Independent Auditor's Report
To the Shareholders of Telephone Shilpa Sangstha Limited
Report on the Audit of the Financial Statements

Opinion

We have audited the accompanying Financial Statements of **Telephone Shilpa Sangstha Limited** which comprise the Statement of Financial Position as at 30 June 2023, Statement of Comprehensive Income, Statement of Changes in Equity and Statement of Cash Flows for the year then ended, and notes, comprising a summary of significant accounting policies and other explanatory information.

In our opinion, the accompanying Financial Statements give a true and fair view of the financial position of the Company as at 30 June 2023 and of its financial performance and its Cash flows for the year then ended in accordance with International Financial Reporting Standards (IFRSs), the Companies Act 1994 and other applicable law/rules & regulations.

Basis for Opinion

We conducted our audit in accordance with International Standards on Auditing (ISAs). Our responsibilities under those standards are further described in the Auditor's Responsibilities for the Audit of the Financial Statements section of our report. We are independent of the Company in accordance with the International Ethics Standards Board for Accountants' Code of Ethics for Professional Accountants (IESBA Code) together with ethical requirement that are relevant to our audit of the Financial Statements in Bangladesh, and we have fulfilled our other ethical responsibilities in accordance with the IESBA Code. We believe that the audit evidence we have obtained is sufficient and appropriate to provide a basis for our opinion.

Responsibilities of Management and Those Charged with Governance for the Financial Statements and Internal Controls

Management is responsible for the preparation of Financial Statements that give a true and fair view in accordance with IFRSs, the Companies Act 1994 and other applicable rules and regulations and for such internal control as management determines is necessary to enable the preparation of Financial Statements that are free from material misstatement, whether due to fraud or error.

In preparing the Financial Statements, management is responsible for assessing the Company's ability to continue as a going concern, disclosing, as applicable, matters related to going concern and using the going concern basis of accounting unless management either intends to liquidate the Company or to cease operations, or has no realistic alternative but to do so.

Those charged with governance are responsible for overseeing the Company's financial reporting process.

Auditor's Responsibilities for the Audit of the Financial Statements

Our objectives are to obtain reasonable assurance about whether the Financial Statements as a whole are free from material misstatement, whether due to fraud or error, and to issue an auditor's report that includes our opinion. Reasonable assurance is a high level of assurance, but is not a guarantee that an audit conducted in accordance with ISAs will always detect a material misstatement when it exists.

Misstatements can arise from fraud or error and are considered material if, individually or in the aggregate, they could reasonably be expected to influence the economic decisions of users taken on the basis of these Financial Statements.





মুহম্মদ শহীদুল্লাহ এন্ড কোং

Muhammad Shaheedullah & Co.

Chartered Accountants



MEMBER OF
IAPA INTERNATIONAL UK



As part of an audit in accordance with ISAs, we exercise professional judgment and maintain professional skepticism throughout the audit. We also:

- Identify and assess the risks of material misstatement of the Financial Statements, whether due to fraud or error, design and perform audit procedures responsive to those risks, and obtain audit evidence that is sufficient and appropriate to provide a basis for our opinion. The risk of not detecting a material misstatement resulting from fraud is higher than for one resulting from error, as fraud may involve collusion, forgery, intentional omissions, misrepresentations, or the override of internal control.
- Obtain an understanding of internal control relevant to the audit in order to design audit procedures that are appropriate in the circumstances, but not for the purpose of expressing an opinion on the effectiveness of the Company's internal control.
- Evaluate the appropriateness of accounting policies used and the reasonableness of accounting estimates and related disclosures made by management.
- Conclude on the appropriateness of management's use of the going concern basis of accounting and, based on the audit evidence obtained, whether a material uncertainty exists related to events or conditions that may cast significant doubt on the Company's ability to continue as a going concern. If we conclude that a material uncertainty exists, we are required to draw attention in our auditor's report to the related disclosures in the Financial Statements or, if such disclosures are inadequate, to modify our opinion. Our conclusions are based on the audit evidence obtained up to the date of our auditor's report. However, future events or conditions may cause the Company to cease to continue as a going concern.
- Evaluate the overall presentation, structure and content of the Financial Statements, including the disclosures, and whether the Financial Statements represent the underlying transactions and events in a manner that achieves fair presentation.

We communicate with those charged with governance regarding, among other matters, the planned scope and timing of the audit and significant audit findings, including any significant deficiencies in internal control that we identify during our audit.

Report on Other Legal and Regulatory Requirements

We also report that:

- a) we have obtained all the information and explanations which to the best of our knowledge and belief were necessary for the purpose of our audit and made due verification thereof;
- b) in our opinion, proper books of accounts as required by law have been kept by the Company so far as it appeared from our examination of these books;
- c) the Statement of Financial Position and Statement of Comprehensive Income dealt with by the report are in agreement with the books of accounts and returns.
- d) expenses were incurred for the purpose of business of the company.

Farhana Mahejabin FCA

Enroll. No. 1349

Partner

Muhammad Shaheedullah & Co.

Chartered Accountants

Date: 15 November 2023

DVC # 2311151349AS365876





Telephone Shilpa Sangstha Limited
Statement of Financial Position

As at 30 June 2023

Particulars	Notes	30 June 2023 Taka	30 June 2022 Taka
Assets			
Non-current assets			
Property, plant and equipment	4	10,204,304,040	10,219,473,556
		<u>10,204,304,040</u>	<u>10,219,473,556</u>
Investment			
Fixed deposits receipt	5	292,745,000	356,866,212
		<u>292,745,000</u>	<u>356,866,212</u>
Current assets			
Inventories	6	48,088,776	58,729,884
Accounts Receivable	7	139,078,972	1,016,445,430
Advance, deposit and prepayments	8	387,813,115	282,182,547
Cash and cash equivalents	9	279,731,339	79,896,268
		<u>854,712,202</u>	<u>1,437,254,129</u>
Total Assets		<u><u>11,351,761,242</u></u>	<u><u>12,013,593,897</u></u>
Equity And Liabilities			
Capital and reserves			
Share capital	10	86,824,000	86,824,000
Share money deposit	11	398	398
Capital reserve	12	1,478,220	1,478,220
General reserve	13	65,935,397	65,935,397
Revaluation reserve	14	10,383,459,269	10,391,128,344
Retained earnings	15	286,129,891	353,918,145
		<u>10,823,827,174</u>	<u>10,899,284,504</u>
Current liabilities			
Accounts payable	16	73,997,243	58,535,928
Advance receipts & security deposits	17	404,907,083	1,001,454,116
Provision for gratuity	18	14,998,355	21,968,858
Liability for expenses	19	954,131	1,300,285
Provision for corporate tax	20	33,077,256	31,050,206
		<u>527,934,068</u>	<u>1,114,309,393</u>
Total Equity And Liabilities		<u><u>11,351,761,242</u></u>	<u><u>12,013,593,897</u></u>

The annexed notes form an integral part of these financial statements.



Company Secretary



Director




Managing Director

Signed in terms of our separate report of even date annexed.

Place: Dhaka

Date: 15 November 2023

DVC: 23/11/51349 AS 365376




Farhana Mahejabin FCA

Enroll. No. 1349

Partner

Muhammad Shaheedullah & Co.

Chartered Accountants




Telephone Shilpa Sangstha Limited
Statement of Profit or Loss and Other Comprehensive Income
For the year ended 30 June 2023

Particulars	Notes	30 June 2023 Taka	30 June 2022 Taka
Sales revenue	21	603,511,990	1,305,554,540
Less: Cost of goods sold	22	598,711,723	1,284,056,405
Gross profit		4,800,267	21,498,135
Less: Administrative expenses	23	85,767,021	95,353,850
Selling and Distribution Expenses	24	7,776,439	5,294,514
		93,543,460	100,648,364
Operating Profit / (Loss)		(88,743,193)	(79,150,229)
Add: Non-operating income	25	22,424,942	46,462,423
		22,424,942	46,462,423
Net profit / (Loss) before tax		(66,318,250)	(32,687,807)
Less: Provision for income tax		3,755,622	9,485,806
Net profit / (Loss) after tax		(70,073,872)	(42,173,613)

The annexed notes form an integral part of these financial statements.


Company Secretary


Director


Managing Director

Signed in terms of our separate report of even date annexed.

Place: Dhaka

Date: 15 November 2023

DVC: 2311151349AS365376


Farhana Mahejabin FCA

Enroll. No. 1349

Partner

Muhammad Shaheedullah & Co.

Chartered Accountants



Telephone Shilpa Sangstha Limited
Statement of Changes in Equity
For the year ended 30 June 2023

Particulars	Share Capital	Share Money deposit	Capital reserve	General reserve	Revaluation reserve	Retained earnings	Total
Balance as at 01 July 2022	86,824,000	398	1,478,220	65,935,397	10,391,128,344	353,918,145	10,899,284,504
Transferred to revaluation reserve	-	-	-	-	-	-	-
Transferred to retained earnings	-	-	-	-	(2,285,618)	2,285,618	-
Disposal of Revalued Asset	-	-	-	-	(5,383,458)	-	(5,383,458)
Net loss after tax	-	-	-	-	-	(70,073,872)	(70,073,872)
Balance as at 30 June 2023	86,824,000	398	1,478,220	65,935,397	10,383,459,269	286,129,891	10,823,827,175

Particulars	Share Capital	Share Money deposit	Capital reserve	General reserve	Revaluation reserve	Retained earnings	Total
Balance as at 01 July 2021	86,824,000	398	1,478,220	65,935,397	10,396,309,224	390,910,878	10,941,458,117
Transferred to revaluation reserve	-	-	-	-	-	-	-
Transferred to retained earnings	-	-	-	-	(5,180,880)	5,180,880	-
Net Profit after tax	-	-	-	-	-	(42,173,613)	(42,173,613)
Balance as at 30 June 2022	86,824,000	398	1,478,220	65,935,397	10,391,128,344	353,918,145	10,899,284,504

** The assets of the company was revalued in the year 2010. In our opinion steps may be taken to revalue the assets at an immediate date to reflect a fair/present value of the assets.

The annexed notes form an integral part of these financial statements.


Company Secretary


Director


Managing Director

Place: Dhaka
Date: 15 November 2023





Telephone Shilpa Sangstha Limited
Statement of Cash Flows
For the year ended 30 June 2023

	30 June 2023 Taka	30 June 2022 Taka
A. Cash Flows from Operating Activities		
Collection from customers and others	1,503,303,391	468,098,832
Payment to suppliers and operating expenses	(1,268,727,477)	(715,921,882)
Income tax paid	(98,813,141)	(16,523,210)
Net Cash (used in)/Provided from Operating Activities	135,762,773	(264,346,261)
B. Cash Flows from Investing Activities		
Purchase of property, plant and equipment	(7,751,025)	(6,811,882)
Sales of fixed assets	7,702,111	-
Investment in fixed deposits receipts-(FDR)	64,121,213	(18,641,437)
Net Cash used in Investing Activities	64,072,298	(25,453,319)
C. Cash Flows from Financing Activities		
Net Cash provided from financing activities	-	-
Net Increase/(Decrease) in Cash and Cash Equivalents	199,835,071	(289,799,581)
Add : Opening cash and cash equivalents	79,896,268	369,695,849
Closing Cash and Cash Equivalents	279,731,339	79,896,268


The annexed notes form an integral part of these financial statements.



Company Secretary



Director



Managing Director

Place: Dhaka

Date: 15 November 2023





Telephone Shilpa Sangstha Limited
Notes to the Financial Statement
For the year ended 30 June 2023

1.0 Introduction

1.1 Legal form of the company

TELEPHONE SHILPA SANGSTHA LIMITED ("the Company") was incorporated on 06 November 1967 as a public limited by shares under the Companies Act 1994; vide the incorporation certificate C-2913 issued by RJSC through the Ministry of Posts and Telecommunications, GOB.

1.2 Nature of business activities

The principal activities of the company are manufacturing/assembling Telephone sets, DOEL brand Laptop, Smart Pre-paid Electric Meter, SDH MUX etc. Currently the company is actively thinking to develop its products in the line of current trends.

1.3 Statement of compliance with laws and regulations

The financial statements have been prepared in compliance with International Financial Reporting Standard (IFRS), the Companies Act 1994, the Securities and Exchange Rules 1987 and other applicable laws and regulations.

1.4 Structure, content and presentation of financial statements

Being the general purpose of financial statements, the presentation of these financial statements are in accordance with the guidelines provided by IAS 1. Presentation of Financial Statements/and the Securities and Exchange rules 1987 requirements.

1.5 Reporting period

The financial statements of the company have been prepared for the period of one year covering from 01 July 2022 to 30 June 2023.

2.0 Basis of preparation

2.1 Statement of compliance

The financial statements of the Company have been prepared in accordance with International Financial Reporting Standards (IFRSs), the Companies Act, 1994 and other applicable laws and regulations.

The following IASs & IFRSs are applicable for the financial statements for the year under review

- IAS - 1 Presentation of Financial Statements
- IAS - 7 Statement of Cash Flows
- IAS - 8 Accounting Policies, Changes in Accounting Estimates and Errors
- IAS - 10 Events After the Reporting Period
- IAS - 12 Income Taxes
- IAS - 16 Property, Plant and Equipment
- IAS - 21 The effect of changes in foreign exchange rates
- IAS - 32 Financial instrument (presentation)
- IAS - 36 Impairment of Asset
- IAS - 37 Provisions, Contingent Liabilities and Contingent Assets
- IAS - 38 Intangible Assets
- IFRS- 9 Financial instrument
- IFRS- 15 Revenue from contracts with customers





2.2 Other law and regulatory compliances

The company is required to comply with the following major laws and regulations along with the Companies Act 1994;

The Income Tax Ordinance, 1984

The Income Tax Rules, 1984

Income Tax Act 2023

The VAT & SD Act, 2012

The VAT & SD Rules, 2016

The Customs Act, 1969

Foreign Exchange Regulation Act 1947

2.3 Basis of measurement

These financial statements have been prepared on a going concern basis under the historical cost convention.

2.4 Use of estimates and judgments

The preparation of financial statements in conformity with IFRS requires management to make judgments, estimates and assumptions that affect the application of accounting policies and the reported amounts of assets, liabilities, income and expenses. Actual results may differ from these estimates. Estimates and underlying assumptions are reviewed on an on-going basis. Revisions to accounting estimates are recognized in the period in which the estimates are revised and in any future periods affected. In particular, information about significant areas of estimation, uncertainty and critical judgments in applying accounting policies that have the most significant effect on the amount recognized in the financial statements are described in the following notes:

3.0 SIGNIFICANT ACCOUNTING POLICIES

The accounting policies in respect of material items of financial statements have been set out below:

3.0 Accounting Convention & Basis

The financial statements have been prepared in accordance with the applicable International Financial Reporting Standards (IFRSs) as adopted by the Institute of Chartered Accountants of Bangladesh (ICAB) based on International Financial Reporting Standards (IFRSs).

3.02 Property, plant and Equipment

Recognition and measurement

Property, plant and equipment are capitalized at cost of acquisition in compliance with the requirements of IAS 16: Property, Plant and Equipment.

Depreciation on property, plant and equipment

Land & land development Building & other Machineries and Furniture & Fixtures are stated at valuation less accumulated depreciation. Mobile Battery Plant, TSS Digital meter plant and Laptop plant in TSS plant have been shown at cost less accumulated depreciation. In 2015-2016 property, plant & equipment was shown at valuation amount without considering accumulated depreciation and depreciation reserve fund was maintained. In 2017 depreciation reserve fund has been transferred to general reserve fund





and given impact from 2016. Land & land development, Building & other machineries and Furniture & Fixtures has been revalued Tk.9,955,750,381 on 27.09.2010 by M/S. M.A Fazal & Co. chartered accountants. The depreciation has been charged on reducing balance method as per standard accounting practice. The rates of depreciation charged is stated in Annexure-A.

Depreciation has been charged during the year on revalued amount. As a results the difference depreciation between revalued and historical cost during the year amount of Taka 5,254,574 has been transferred to retained earnings from revaluation reserve.

3.03 Revenue recognition

Revenue is recognised as per IFRS 15 Revenue from contracts with customers.

The company has applied IFRS 15 Revenue from contracts with customers. The company recognises as revenue the amount that reflects the consideration to which the company expects to be entitled in exchange for goods or services when (or as) it transfers control to the customer. To achieve that core principle, IFRS 15 establishes a five-step model as follows:

- Identify the contract with a customer;
- Identify the performance obligations in the contract;
- Determine the transaction price;
- Allocate the transaction price to the performance obligations in the contract; and
- Recognise revenue when (or as) the entity satisfies a performance obligation.

Considering the five steps model, the company recognises revenue when (or as) the company satisfies a performance obligation by transferring a promised good or services to a customer. Goods or services are considered as transferred when (or as) the customer obtains control of that goods or services. Revenue from sale of goods or services is measured at the fair value of the consideration received or receivable net of returns and allowances, trade discounts.

3.04 Inventories

Stock of Finished Goods

Stock of Finished Goods have been valued as per IAS - 2.

Stock of Raw Materials

Stock of Raw Materials and Stores and Spares have been valued as per IAS-2

3.05 Cash and cash equivalents

Cash in hand and cash at banks have been considered as cash and cash equivalents for the preparation of these financial statements, which were held and available for use by the company without any restriction and there was insignificant risk of changes in value of the same.

3.06 Deferred Tax

Deferred tax refers to either a positive (asset) or negative (liability) entry on a company's balance sheet regarding tax owed or overpaid due to temporary differences. Deferred tax can fall into one or two categories. Deferred tax liabilities, and deferred tax assets. Both will appear as entries on a balance sheet and represent the negative and positive amounts of tax owed. Note that there can be one without the other - a company can have only

9



of tax owed. Note that there can be one without the other - a company can have only deferred tax liability or deferred tax assets.

TSSL follows the tax rates as per the third schedule of income tax ordinance 1984 and there is no difference arises between tax depreciation and accounting depreciation and there is no other reportable temporary differences. Therefore, TSSL did not consider deferred tax accounting in preparing those financial statements.

3.07 Statement of cash flows

The Statement of Cash Flows has been prepared in accordance with the requirements of IAS 7: Cash Flows Statement, under the Direct Method.

3.08 Accrued expense and other payable

Liabilities are recognized for the goods and services received, whether paid or not for those goods and services. Payables are not interest bearing and are stated at their nominal value.

3.09 Going concern

The company has adequate resources to continue in operation for the foreseeable future. For this reason the Directors continue to adopt going concern basis in preparing the financial statements.

3.10 Financial instruments

Non-derivative financial instruments comprise accounts and other receivables, cash and cash equivalents, borrowings and other payables are shown at transaction cost.

3.11 Contingent Liabilities

There was no contingent liability as on 30 June 2023.


3.12 Capital expenditure commitment

There was no material capital expenditure authorized by the Board and not contracted for the year ended 30 June 2023.

3.13 General

- i) Figures have been rounded off to the nearest Taka.
- ii) Previous year's figures have been rearranged, wherever considered necessary to conform to current year's presentation.









Particulars	30 June 2023 Taka	30 June 2022 Taka
4.0 Property plant & equipment		
Cost (A)		
Opening Balance	10,382,500,113	10,375,688,231
Add: Addition during the year	7,751,025	6,811,882
Less: Disposal/Adjustment during the year	13,085,569	-
Closing Balance	10,377,165,569	10,382,500,113
Accumulated Depreciation (B)		
Opening Balance	163,026,556	152,703,750
Add: Charged during the year	9,834,973	10,322,806
Less: Disposal/Adjustment during the year	-	-
Closing Balance	172,861,529	163,026,556
Written down value (A-B)	10,204,304,040	10,219,473,557

** During the year 0.0550 acre land is disposed of due to acquisition by Government for the BRT Project. The addition of assets are incurred for essential purpose of the company.

5.0 Fixed deposits receipt		
Opening Balance	356,866,212	338,224,775
Add: Addition during the year	80,000,000	-
Add: Interest received and reinvested	17,925,321	18,641,437
Less: Encashment	162,046,534	-
Closing Balance	292,745,000	356,866,212

6.0 Inventories		
Raw material-General	232,490	-
Raw material-Ferrous	1,722,651	1,722,651
Raw material-Moulding	7,625,542	7,625,542
Goods in transit	-	10,304,131
Finished goods	38,508,093	39,077,560
Total	48,088,776	58,729,884

** Above inventories have been valued at cost and taken up by the management.

7.0 Receivables		
Trade (Note 7.1)	109,634,637	986,420,954
Others (Note 7.2)	29,444,336	30,024,477
Total	139,078,972	1,016,445,430


** Balance confirmation certificate for almost all debtors were not produced to the audit. It is advisable that balance confirmation should be made available for the better interest of the company

7.1 Trade receivables		
ActiveDigital Meter & Instrument Limited	184,361.00	-
Additional District Commissioner, Moulavibazar	41,000	41,000
AIG (E&T), Police H/Q .	52,785	52,785
AIG (Telecom), Razarbag .	25,008	25,008
Bangabandhu Sheikh Mujib Agricultural University	-	24,200
Banggabhaban	846,800	718,234
Bangladesh Academy for Rural Development	365,308	206,286
Bangladesh Agriculture Research Institue.	617,679	571,925
Bangladesh Bank, Bogra	-	71,964
Bangladesh Bank, H/O. Dhaka	1,450,363	1,378,399
Bangladesh Bank Principal Office, Dhaka	-	21,612
Bangladesh Forest Industries Development Corporation	79,860	79,860
Bangladesh Institute of Management	108,406	6,245
Bangladesh Jute Research Institute	4,712,131	70,000
Bangladesh National Parliament	-	82,710
Bangladesh Public Administration Training Centre (B	-	209,052
Bangladesh Public Service Commission	201,000	918,782
Bangladesh Satellite Co. Ltd.	28,199	-
Bangladesh Submarine Cable Company Ltd	415,825	-
Bangladesh Supreme Court	-	49,558





Particulars	30 June 2023 Taka	30 June 2022 Taka
BD, Police H/Q	17,264	17,264
BD Sericulture Development Board (BSDB)	12,000	-
BKSP, Savar	44,364	44,364
BRRI, Gazipur.	-	42,557
BSEC, Kawranbazar	86,700	86,700
BTCL	9,900	-
Cabinet Division	88,110	182,115
Chittagong Medical College	97,700	97,700
Chittagong Urea Fertilize	-	2,291,871
Comandent CID, Training	-	1,050
Controller General of Accounts	-	91,584
Ctg. Power Station	7,358	7,358
DC Office, Moulavibazar	-	24,000
Department of Enviroment (DoE)	-	79,495
Department of Information and Communication Technol	91,765	-
Department of Telecommunication (DoT)	23,706,053	12,292,164
Dhaka Electric Supply Com.	54,004,288	62,595,838
Di-Ammonium Phosphate Fertilizer Co.	-	152,983
DNCC Dedicated COVID19 Hospital	-	68,747
Election Commission	2,435,450	58,200
Enargy Regulatory Commission	9,200	9,200
Fire Service and Civil Defence	586,433	-
Fire Service & Civil Defence, Rajshahi	34,860	-
Ganovhaban	32,973	-
GPO, Dhaka	22,234	44,468
Hazi Danesh Science & Technology University	35,650	35,650
Implementation Monitoring and Evaluation Division	-	19,218
Jamuna Oil Company Ltd, Chattogram	-	68,171
Jatio Muktiyoddha Council (JAMUKA)	2,200	-
Jatiya kabi kazi nazrul islam university	199,800	-
Jibon Bima Corporation	51,347	51,347
Karnafuly Gas Distribution	-	36,785
Khulna Agricultural University	-	2,065,430
Khulna University	-	37,695
Kornafully Gas Distibution CO. Ltd. Ctg.	-	47,650
Mailing Operator & Courier Service Licensing Author	87,816	29,110
Medical Education and Family Welfare Division	69,150	218,358
Medical Health Division	357,863	525,063
Micro Credit Regulatory Authority	161,460	10,496
Ministry of Fisheries & Animal	59,968	59,968
Ministry of Home Affairs	313,087	313,087
Ministry of Land	1,948,200	1,948,200
Ministry of Law	170,648	182,648
Ministry of Planning	655,374	65,320
MoPT and IT	-	19,695
MoPT, Dhaka	-	32,797
M/O. Road Transport & Bridges	65,938	-
National Academy for Educational Management	-	59,800
National Board of Revenue (NBR)	-	1,278,562
National Human Rights Commission BD	14,950	5,000
National University, Gazipur.	-	300,000
Noakhali Science & Technology University	131,040	131,040
Padma Oil Company	-	54,333
Patuakhali Science & , Technology University	13,341	13,341
Petrobangla	13,976	13,976
Posts & Telecommunications Ministry	2,200	-
Power Grid Company of Bangladesh	14,397	10,281
Rangpur Medical College Hospital	61,540	61,540
Rupantarita Prakritik Gas Co. Ltd., Dhaka	56,873	23,373
Sir Salimullah Medical College	311,377	119,014
Sonali Bank Ltd, Principal Office, Dhaka	556,710	435,600



Particulars	30 June 2023 Taka	30 June 2022 Taka
SRDL Project Laptop Supply	-	872,054,131
Sylhet Gas Field Ltd.	-	163,308
Sylhet MAG Osmani Medical College	-	348,252
Teletalk Bangladesh Ltd	13,422,306	22,566,738
Titas Gas Transmission & Distribution Co. Ltd	200,000	299,040
Traffic enforcement, Nagar bh. Dha.	-	1,660
TSP Complex, Chattogram	212,747	-
Various Receivable	29,302	-
Total	109,634,637	986,420,954

** In our opinion a deploid inquire may be made for non realization of the government money so long. However a sub-committee may be formed in this respect to settle the matter. A complete ageing may be made without anv further delay.

7.2 Other receivables

Sher-e-Bangla Sales Centre	23,180	67,080
Azimpur Sales Center	71,910	26,910
Ramna Sales Centre	506,220	436,820
TSS Campus Sales Centre	107,525	161,744
Receivable on BTCL SDH Mux/Multiplexer	21,588,067	21,588,067
Interest Receivable on FDR	7,147,434	7,743,855
Total	29,444,336	30,024,477

8.0 Advance, deposit and prepayments

Advance to suppliers & partners (Note 8.1)	125,389,369	113,058,420
Security deposits to customers (Note 8.2)	569,691	569,691
Other advances & deposits (Note 8.3)	15,896,350	19,627,295
Advance income tax (Note 8.4)	226,287,691	129,203,123
Advance to employees against salaries	2,189,276	1,927,706
Advance to employees for office travelling	67,000	93,000
Advance to employees for works	628,963	918,537
VAT current account	16,784,775	16,784,775
Total	387,813,115	282,182,547

** The company is not maintaining the regular rate (15%) for VAT. Hence there are a very few opportunities to refund or adjust the amount which remains at VAT Current Account. A force may be made to regularise the VAT matters for the interest of the company.

8.1 Advance to suppliers & partners

Bangladesh Cable Shilpa Ltd.	1,049,741	266,952
Communication System Ltd.	770,000	770,000
EMEM Systems Ltd.	-	294,000
Huawei Technology	560,086	560,086
Build Trade Engineering	4,147,000	4,147,000
Advance to Techno Trade Engr. Ltd	18,539,009	18,539,009
Royal Bengal Battery Ltd.	976,801	976,801
Advance to Meter Plant (ADMI)	99,346,732	87,504,572
Total	125,389,369	113,058,420

8.2 Security deposits to customers

Defense savings certificate	1,000	1,000
Dhaka Electric Supply	11,757	11,757
AOTR	500	500
Titas Gas Distribution Company Limited	74,410	74,410
Bangladesh Oxygen Ltd.	59,148	59,148
Sr. A. O. Collection (Tender earnest money)	150,850	150,850
Director Procurement (Security money-fax machine)	272,026	272,026
Total	569,691	569,691





Particulars	30 June 2023 Taka	30 June 2022 Taka
8.3 Other advances & deposits		
Advance revenue stamp	1,470	4,990
New round up	-	1,482
Margin for bank guarantees	15,643,880	19,369,823
Investment Corporation of Bangladesh (ICB)	200,000	200,000
Solar panel	51,000	51,000
Total	15,896,350	19,627,295
8.4 Advance income tax		
Opening balance	129,203,123	128,626,875
Add: Addition during the year	97,113,870	6,470,274
Sub-total	226,316,993	135,097,149
Less: Adjustment during the year	29,302	5,894,026
Total	226,287,691	129,203,123
9.0 Cash and cash equivalents		
Cash in hand	183,463	88,272
Cash At Bank :		
Sonali Bank Ltd. Station Road Br. STD (A/C No.0001)	19,734,983	8,466,188
Mercantile Bank Ltd. ER Br. (A/C No.0303)	162,638,006	70,888,493
Basic Bank Ltd. Dilkhusa Br. CD (A/C No.6155)	448,785	453,315
NRB Bank SND 106	96,726,102	-
Total	279,731,339	79,896,268

** The management has furnished a cash in hand certificate as on 30th June 2023. As our audit was post dated we couldn't verify the cash in hand on 30th June 2023. However we have made a cursory checking of cash in hand during the course of our audit.

10.0 Share capital

Authorized Capital

5000000 Ordinary Shares of Tk 1000 each

5,000,000,000

5,000,000,000

Issued Subscribed and Paid up Capital :

The paid-up capital of the company has been contributed by the following persons/Organizations :

SL	Name of Shareholders	No. of Shares	Face Value	Amount	Amount
1	GOB through Secretary	86,812	1,000	86,812,000	86,812,000
2	Director TSS & JS MOF	2	1,000	2,000	2,000
3	Director TSS & JS MOPT	2	1,000	2,000	2,000
4	Director TSS & M.D BTCL	2	1,000	2,000	2,000
5	Director TSS & M.D TBL	2	1,000	2,000	2,000
6	Managing Director TSS	2	1,000	2,000	2,000
7	Director TSS & Council Member ICAB	2	1,000	2,000	2,000
	Total	86,824		86,824,000	86,824,000

** As the shareholders of the company are government high officials and their services are transferable it is advisable that share transfer deed may signed and kept in custody to safeguard the interest of the government.

11.0 Share money deposit

398

398

12.0 Capital reserve

1,478,220

1,478,220

13.0 General reserve

65,935,397

65,935,397

14.0 Revaluation reserve

Opening balance
Transfer from General reserve
Disposal of Revalued Asset
Transferred to retained earnings
Total

10,391,128,344

10,396,309,224

-

-

(5,383,458)


-

(2,285,618)

(5,180,880)

10,383,459,269


10,391,128,344






Particulars	30 June 2023 Taka	30 June 2022 Taka
15.0 Retained earnings		
Opening balance	353,918,145	390,910,878.00
Transfer from revaluation reserve	2,285,618	5,180,879.75
Add/(less): Prior year adjustment	-	-
Net profit (loss) after tax	(70,073,872)	(42,173,613.05)
Total	286,129,891	353,918,145
16.0 Accounts payable		
Trade Trade (N Trade (Note 15.1)	18,602,045	3,098,941
Other Others (N Others (Note 15.2)	55,395,198	55,436,987
Total	73,997,243	58,535,928
** Balance confirmation certificate for almost all creditors were not produced to the audit. It is advisable that balance confirmation should be made available for the better interest of the company.		
16.1 Trade payables		
Panaroma Technology	838,003	-
Titas Gas Transmission & Distribution Co. Ltd (SS)	28,082	42,065
Ananda Computers (SS)	137,297	-
AR Corporation	216,847	86,700
Bangladesh Civil Service (Telecom) Samity (SS)	50,000	-
C.M. Servicing Station LTD.	103,020	43,961
Communication System Ltd.(SS)	1,163,842	1,163,842
Development Technical Consultants Pvt. Ltd. (SS)	3,125,000	-
Dhaka Electric Supply Co. Ltd. (SS)	389,065	413,652
Enviro Filling Station Ltd. (SS)	171,065	180,787
Walton Corporation Ltd.(SS)	399,304	-
Walton Digi-Tech Industries Ltd(SS)	11,980,520	-
Other suppliers	-	1,167,934.00
Total	18,602,045	3,098,941
16.2 Other payables		
VAT deducted at source	41,425	153,872
Tax deducted at source	46,959	53,981
13th BCS Forum (SS)	81,000	-
Optical Network Unit (ONU)	55,225,534	55,225,534
Union subscription	280	3,600
Total	55,395,198	55,436,987
17.0 Advance receipts & security deposits		
Walton Digi-Tech Industries Ltd. (SD)	59,133,716	653,126,250
Colour Bangla IT and Multimedia (SD)	19,257	19,257
DESCO (SD)	5,000,000	5,000,000
Flora Ltd. (SD)	36,400	36,400
IT Future BD (SD)	8,280	8,280
M/S Eshita Enterprise (SD)	15,000	15,000
Nabiha Computer & Telecom (SD)	63,900	63,900
Square Trading Corporation (SD)	5,372	5,372
National Museum Dhaka, Bangladesh	396,011	-
Communication Systems Ltd. (SD)	-	49,859
M/s Sayem Enterprise (SD)	-	265,256
BD. Telecommunication Company Ltd. (Ad)	340,229,147	342,864,542
Total	404,907,083	1,001,454,116
18.0 Provision for gratuity		
Opening balance	21,968,858	23,865,745
Add: Addition during the year	14,998,355	21,968,858
Sub-total	36,967,213	45,834,603
Less: Paid during the year	21,968,858	23,865,745
Total	14,998,355	21,968,858

** In our opinion a comprehensive accounts may be maintained for gratuity for each individual recipients.





Particulars	30 June 2023 Taka	30 June 2022 Taka
19.0 Liability for expenses		
Salaries and allowances payable	-	472,456.00
Benevolent fund	77,650	-
Insurance	145,704.00	145,704.00
Employees income tax	87,027.00	69,647.00
Provision for audit fee	143,750	103,500
Payable Bonus	-	8,978.00
Provision for Welfare	500,000	500,000
Total	954,131	1,300,285
20.0 Provision for corporation tax		
Yearwise provision balance		
2010 - 2011	774,019	774,019
2012 - 2013	2,201,686	5,180,086
2015 - 2016	4,274,679	4,274,679
2016 - 2017	15,619,210	15,619,210
2020 - 2021	-	5,853,546
2021 - 2022	8,180,612	9,485,806
2022 - 2023	3,755,622	-
Sub-total	34,805,828	41,187,346
Adjustment in current year		
2011 - 2012	-	(196,183)
2012 - 2013	-	(2,978,400)
2013 - 2014	-	(100,000)
2016 - 2017	(1,680,206)	(1,009,011)
2017 - 2018	(48,366)	-
2020 - 2021	-	(5,853,546)
Sub-total	(1,728,572)	(10,137,140)
Total	33,077,256	31,050,206
21.0 Sales Revenue		
Digital Electric Meter	216,005,900	158,472,577
Digital PABX	6,625,100	26,331,749
Laptop Computer, TAB & Television	375,174,020	990,952,687
POS/Biometric Devices	-	102,295,710
PABX (Spare Parts)	2,807,408	3,154,412
PABX Maintenance	15,670,702	11,280,965
Repair & Maintenance	406,245	20,155
Telecom Equipment	4,959,287	13,640,770
Telephone Sets	6,710,963	10,823,947
Sub-total	628,359,625	1,316,972,972
Less: Value added tax (VAT)	(24,847,635)	(11,418,432)
Total	603,511,990	1,305,554,540
22.0 Cost Of Goods Sold		
Material consumption (Note 22.1)	553,516,059	1,246,766,906
Direct wages (Note 22.2)	9,164,888	9,625,190
Prime cost	562,680,947	1,256,392,095
Add: Factory overhead (Note 22.3)	35,693,799	35,678,722
Add: Opening stock of raw materials	-	-
Add: Opening stock of work in process	-	-
Sub-total	598,374,746	1,292,070,817
Less: Closing stock of raw materials	232,490	-
Less: Closing stock of work in process	-	-
Cost of goods manufactured	598,142,256	1,292,070,817
Add: Opening finished goods	39,077,560	31,063,148
Sub-total	637,219,816	1,323,133,965
Less: Closing finished goods	38,508,093	39,077,560
Total	598,711,723	1,284,056,405





Particulars	30 June 2023 Taka	30 June 2022 Taka
22.1 Material consumption		
Digital Electric Meter	207,365,664	152,133,674
Digital PABX	6,354,251	5,699,700
Laptop, TAB & Television Expenses	333,337,167	989,915,026
POS/Biometric Devices Expenses	-	85,950,277
Digital Telephone	1,396,337	6,797,223
Laptop Accessories	104,500	1,696,965
Telecom Equipment	4,958,141	4,574,040
Total	553,516,059	1,246,766,906
22.2 Direct wages		
Production wages	3,941,314	4,179,923
Overtime	429,827	384,750
Festival bonus	1,157,701	1,589,986
Medical allowance	528,751	525,188
Food allowance	66,900	68,124
House rent allowance	2,910,666	2,745,332
Conveyance allowance	83,390	84,893
Washing allowance	46,339	46,992
Total	9,164,888	9,625,190
22.3 Factory overhead		
Direct wages (PABX & PSTN)	4,880,389	5,532,047
Indirect wages (Various Divisions)	2,644,524	2,421,226
Daily labours	2,394,801	2,788,598
Ansar salary	3,832,307	3,725,387
Factory Cleaning	65,745	17,740
Basic pay (officer)	5,509,291	5,050,963
Overtime	525,344	470,250
Festival bonus	1,414,968	1,943,317
Medical allowance	646,251	641,897
Food allowance	81,767	83,263
House rent allowance	3,557,481	3,355,406
Conveyance allowance	101,922	103,758
Washing allowance	56,637	57,435
Maintenance of building	220,398	361,361
Maintenance of vehicle	372,607	302,364
Power supply maintenance	168,050	95,138
Electricity Gas and Energy	1,484,334	1,073,061
Printing & Office stationery	580,449	201,418
Travelling expenses others	118,463	56,129
Vehicle insurance premium	153,592	172,002
Depreciation	6,884,481	7,225,964
Total	35,693,799	35,678,722
23.0 Administrative expenses		
Employee expenses (Note 23.1)	58,478,219	73,010,889
Office expenses (Note 23.2)	27,288,802	22,342,961
Total	85,767,021	95,353,850
23.1 Employee expenses		
Basic pay (officer)	8,617,097	7,900,223
Overtime	1,432,755	1,282,499
Festival bonus	3,859,003	5,299,954
Medical allowance	1,762,504	1,750,628
Food allowance	223,000	227,081
House rent allowance	9,702,220	9,151,108
Conveyance allowance	277,968	282,977
Washing allowance	154,464	156,641






Particulars	30 June 2023 Taka	30 June 2022 Taka
Education allowance	454,500	398,181
Charge allowance	422,683	174,209
Servant allowance	-	32,581
Salaries (HR & Welfare)	5,706,012	5,538,698
Salaries Computer & Devices	5,021,682	4,419,444
Bangla new year allowance	615,997	591,098
Company allowance	655,820	1,532,080
Rest & recreation leave	511,448	690,022
Leave encashment	1,416,180	9,168,456
Contribution to CPF	2,629,404	2,147,209
Gratuity	14,998,355	21,968,858
Group insurance	17,128	298,941
Total	58,478,219	73,010,889

23.2 Office expenses

Maintenance of building	514,263	843,177
Maintenance of vehicle	869,415	705,515
Power supply maintenance	392,116	221,989
Electricity Gas and Energy	2,226,502	1,609,591
Printing & office stationery	709,437	246,177
Travelling expenses others	473,850	224,515
Vehicle insurance premium	285,243	319,431
Directors' honourium & fees	211,100	184,000
Entertainment	339,827	-
Training and manpower development	1,138,852	1,085,598
Cultural & religious function	30,000	30,000
National day celebration	285,332	176,627
Dignitaries' visit & meeting	-	424,108
Travelling expenses PABX	579,448	151,626
Furniture & fixtures maintenance	171,809	159,614
Garden maintenance	91,230	-
Office supplies (Toner Tele Line etc.)	11,954	135,916
Municipality tax	1,166,479	1,543,999
Land Tax/ revenue	611,490	645,049
Fire brigade charges fees	100,911	444,209
Postage & courier	31,830	5,837
Telephone, mobile & internet	753,692	746,238
Photostat	-	1,720
Bank charge	478,670	392,044
Audit fees	166,750	103,500
Entertainment Board of Director	94,000	69,910
Welfare & charity	622,125	721,940
Medical expenses	-	13,128
Periodicals & Newspaper	25,751	15,258
Vehicle tax	63,622	65,417
Income tax expenses	-	1,424,209
Maintenance inventory & office equipment	738,678	1,212,701
Legal expenses	297,923	1,054,333
Company return submission fees	15,000	20,000
Miscellaneous expenses	125,809	139,068
Tender Document	-	15,230
Maintenance of general tools	119,776	119,701
Maintenance of air condition	25,180	48,073
Office Stationery	396,504	319,427
Honorarium to various committee Meeting	177,840	189,000
Charity and Donation	-	-
Consumption of fuel (Vehicle)	2,501,719	1,823,467
Rent of Salse Centre/ Showroom	-	-
Marketing and Promotional Expenses	-	-
Advertisement	746,570	783,609
Pond Digging & Others	-	211,405





Particulars	30 June 2023 Taka	30 June 2022 Taka
Maternity Allowance	20,000	10,000
Maintenance of Testing equipment	60,359	9,700
Annual Picnic	-	100,000
Vehicle Rent & Services	1,168,754	345,062
AGM Expenses	285,860	-
Accounting Software	23,529	135,000
Recruitment Expenses	619,871	-
Modernization Project of TSS Expenses (4738)	4,569,240	-
Depreciation	2,950,492	3,096,842
Total	27,288,802	22,342,961

** During the year officers' basic salary is allocated over factory overheads and administrative expenses @39% and 61%; house rent allowance, conveyance allowance, medical allowance, washing allowance, overtime, festival bonus and food allowance are allocated over direct wages, factory overheads and administrative expenses @ 18%, 22% and 60%; and building maintenance is allocated over factory overheads and administrative expenses @ 30% and 70%.

24.0 Selling and Distribution Expenses

Salaries Marketing Sales & Services	3,371,137	3,359,810
Rent of Sales Center/Showroom	431,682	398,317
Marketing and Promotional Expenses	3,973,620	1,536,387
Total	7,776,439	5,294,514

25.0 Non-Operating Income

Bank interest	21,208,792	28,589,090
Training Revenue	4,380	17,570
Interest From Pay Advance	75,101	7,000
Miscellaneous	1,136,657	17,848,562
Sale of tender documents	12	200
Total	22,424,942	46,462,423



Telephone Shilpa Sangstha Limited
Fixed Assets Schedule
As at 30 June 2023

Annexure-A

Amount in Taka

Sl.	PARTICULARS	COST/Revaluation			Dep. Rate %	DEPRECIATION			WDV as on 30.06.2023
		Balance as on 01.07.2022	Addition in the year	Disposal in the year		Balance as on 01.07.2022	Charged for the year	Balance as on 30.06.2023	
1	Land & Land Development (Cost)								
	Factory Area (Cost)	85,685,569	-	-	0%	-	-	-	85,685,569
	Residential Area (Cost)	23,322,000	-	247,698	0%	-	-	-	23,074,302
	Sub-total (cost)	109,007,569	-	247,698		-	-	-	108,759,871
	Land & Land Development (Revaluation)								
	Factory Area (Revaluation)	4,526,655,166	-	-	0%	-	-	-	4,526,655,166
	Residential Area (Revaluation)	5,462,491,747	-	12,837,871	0%	-	-	-	5,449,653,876
	Sub-total (revaluation)	9,989,146,913	-	12,837,871		-	-	-	9,976,309,042
	Sub-total (cost+revaluation)	10,098,154,482	-	13,085,569		-	-	-	10,085,068,913
	Building Construction (Cost)								
	Roads & Walls	17,863,843	-	-	5%	6,580,765	564,154	7,144,919	10,718,924
	Sewerage & Drains	2,451,925	982,367.00	-	5%	2,216,569	60,886	2,277,455	1,156,837
	Factory Building	63,967,850	-	-	5%	39,622,493	1,217,268	40,839,761	23,128,089
	Bonded Warehouse	1,219,226	-	-	5%	593,345	31,294	624,638	594,588
	Residential Building	8,855,919	-	-	5%	8,080,873	38,752	8,119,625	736,294
	Prayer Hall	647,083	-	-	5%	1,751,969	(55,244)	1,696,724	(1,049,641)
	Factory Elec. Installation	16,839,186	490,500.00	-	5%	8,886,397	422,164	9,308,562	8,021,124
	Interior Decoration	-	1,857,758.00	-	10%	1,857,758	185,776	185,776	1,671,982
	Sub-total (cost)	111,845,032	3,330,625	-		67,732,409	2,465,050	70,197,459	44,978,198
	Building Construction (Revaluation)								
	Roads & Walls	5,461,844	-	-	5%	-	273,092	273,092	5,188,752
	Sewerage and Drains	2,230,682	-	-	5%	-	111,534	2,119,148	
	Factory Building	18,592,506	-	-	5%	18,592,506	929,625	929,625	17,662,881
	Bonded Warehouse	-	-	-	5%	-	-	-	-
	Residential Building	8,187,284	-	-	5%	-	409,364	409,364	7,777,920
	Prayer Hall	2,952,917	-	-	5%	-	147,646	147,646	2,805,271
	Factory Elec. Installation	1,474,991	-	-	5%	-	73,750	73,750	1,401,241
	Interior Decoration	-	-	-	-	-	-	-	-
	Sub-total (revaluation)	38,900,224	-	-		-	1,945,011	1,945,011	36,955,213
	Sub-total (cost+revaluation)	150,745,256	3,330,625	-		67,732,409	4,410,061	72,142,470	81,933,411
3	Plant, Machinery & Equipment (Cost)								
	Production Machinery	4,673,116	-	-	18%	4,318,966	63,747	4,382,713	290,403
	Sub-total (cost)	4,673,116	-	-		4,318,966	63,747	4,382,713	290,403
4	TSS Plant (Cost)								
	Mobile Battery Plant	15,506,203	-	-	10%	11,126,793	437,941	11,564,734	3,941,469
	TSS Digital Meter Plant	10,533,462	-	-	10%	7,558,501	297,496	7,855,997	2,677,465
	Laptop-Plant	38,900,990	-	-	10%	27,914,201	1,098,679	29,012,880	9,888,110
	Sub-total (cost)	64,940,655	-	-		45,601,504	1,834,116	46,735,620	14,234,944




20

Telephone Shilpa Sangstha Limited
Fixed Assets Schedule
As at 30 June 2023

Annexure-A

Amount in Taka

Sl.	PARTICULARS	COST/Revaluation			Dep. Rate %	DEPRECIATION			WDV as on 30.06.2023
		Balance as on 01.07.2022	Addition in the year	Disposal in the year		Balance as on 01.07.2022	Charged for the year	Balance as on 30.06.2023	
	Sub-total (cost)	64,940,655		-		64,940,655	1,834,116	48,433,612	16,507,043
5	Tools, Equipment & Moulds (Cost)								
	Special Tools	6,784,302	-	-	15%	5,964,042	123,039	6,087,081	697,221
	Testing Equipment	948,829	-	-	15%	834,110	17,208	851,318	97,511
	Moulds	14,714	-	-	30%	14,571	43	14,614	100
	Drawing Equipment	8,687	-	-	15%	7,637	158	7,794	893
	Gen. Machinery Equipment	353,804	-	-	15%	213,788	21,002	234,791	119,013
	Work Shop Equipment	81,001	230,106.00	-	10%	71,208	231,085	302,293	2,079,768
	Sub-total (cost)	8,191,337	2,301,060	-		7,105,356	392,534	7,497,891	2,994,506
	Tools, Equipment & Moulds (Revaluation)								
	Equipment of PSTN Plant	10,820,390	-	-	10%	7,424,837	339,555	7,764,392	3,055,998
6	Sub-total (revaluation)	10,820,390	-	-		7,424,837	339,555	7,764,392	3,055,998
	Sub-total (cost+revaluation)	19,011,727	2,301,060	-		14,530,193	732,090	15,262,283	6,050,504
	Motor Vehicles (Cost)	29,997,558	-	-	20%	19,383,490	2,122,814	21,506,303	8,491,255
	Sub-total (cost)	29,997,558	-	-		19,383,490	2,122,814	21,506,303	8,491,255
7	Office Equipment (Cost)								
	Office Machinery Equipment	2,562,910	-	-	15%	2,221,433	51,222	2,272,654	290,256
	Computer	3,785,971	-	-	15%	3,054,387	-	3,054,387	731,584
	Tally Software	128,000	-	-	15%	61,183	10,023	71,206	56,794
8	Sub-total (cost)	6,476,881	-	-		5,337,002	61,244	5,398,246	1,078,635
	Furniture & Fixtures (Cost)								
	Office Furniture	3,698,286	1,350,330.00	-	10%	1,502,654	354,596	1,857,251	3,191,365
	Residential Furniture	442,587	-	-	10%	191,175	25,141	216,317	226,270
	Electric Fans	118,677	-	-	10%	88,030	3,065	91,095	27,582
	Air Conditioner	3,135,025	607,620.00	-	15%	2,566,638	176,401	2,743,039	999,606
	Canteen Equipment	57,810	-	-	15%	48,235	1,436	49,671	8,139
	Residential Elect. Equipment	111,399	-	-	15%	87,057	3,651	90,708	20,691
	Gas Installation	121,272	-	-	10%	90,447	3,083	93,529	27,743
	Telephone Installation	361,828	-	-	10%	268,184	9,364	277,548	84,280
	Fire Fighting Equipment	286,570	96,600.00	-	10%	165,591	21,758	187,349	195,821
	Lift	154,623	-	-	10%	115,320	3,930	119,250	35,373
	Supply Box	1,183	-	-	20%	1,118	13	1,131	52
	Medical Appliances	413	18,350.00	-	15%	363	2,760	3,123	15,640
	Books	252	46,440.00	-	10%	46,692	4,650	4,838	41,854
	Sub-total (cost)	8,489,925	2,119,340	-		5,124,999	609,850	5,734,850	4,874,416
	Furniture & Fixtures (Revaluation)								



21

[Signature]

Annexure-A

Telephone Shilpa Sangstha Limited

Fixed Assets Schedule

As at 30 June 2023

Amount in Taka

Sl.	PARTICULARS	COST/Revaluation			Dep. Rate %	DEPRECIATION				WDV as on 30.06.2023
		Balance as on 01.07.2022	Addition in the year	Disposal in the year		Balance as on 30.06.2023	Charged for the year	Disposal in the year	Balance as on 30.06.2023	
	Fire Fighting Equipment	10,512	-	-	10%	10,512	1,051	-	1,051	9,461
	Sub-total (revaluation)	10,512	-	-		10,512	1,051	-	1,051	9,461
	Sub-total (cost+revaluation)	8,500,437	2,119,340	-		10,619,777	610,901	-	5,735,901	4,883,877
	Total (cost)	343,622,073	7,751,025	247,698		351,125,400	7,549,355	-	163,151,075	187,974,326
	Total (revaluation)	10,038,878,039	-	12,837,871		10,026,040,168	2,285,618	-	9,710,455	10,016,329,714
	Total as at 30 June 2023	10,382,500,113	7,751,025	13,085,569		10,377,165,569	9,834,973	-	172,861,529	10,204,304,040
	Total as at 30 June 2022	10,375,688,231	6,811,882	-		10,382,500,113	152,703,750	-	163,026,556	10,219,473,556

Allocation of depreciation:

Factory Overhead (70%)

Administrative Expenses (30%)

Depreciation charge for the year

2022-23

6,884,480.77

2,950,491.76

9,834,972.53

2021-22

7,225,964.20

3,096,841.80

10,322,806



Telephone Shilpa Sangstha Limited
Schedule of Investment in Fixed Deposits
As at 30 June 2023

Sl. No.	FDR No.	Bank	Branch	Investment				Interest Received				Encashment	Balance	Interest Receivable (Provision)
				Opening Date	Interest Rate	Opening Balance	New Investment	Int. received	Income tax & other	Bank charge	Int. Adj.	Net Received		
1	481011	MBL	ERB	5/3/2020	8.00%	113,430,784	-	6,250,000	62,500	-	2,343,200	3,281,800	105,625,000	2,800,500
2	010685	MBL	ERB	11/2/2020	8.00%	112,904,480	-	6,693,066	669,307	-	2,687,281	3,336,473	107,120,000	3,314,057
3	010694	MBL	ERB	11/2/2020	6.00%	112,905,150	-	6,693,066	669,307	90,000	2,687,297	3,246,462	-	-
4	000481	SBL	SRB	21/6/2021	6.00%	17,625,799	-	511,148	151,345	15,000	26,077	316,726	-	-
5	534-200	IFIC	dhan.	6/26/2023	8.50%	-	10,000,000	-	-	-	-	-	10,000,000	11,644
6	534-201	IFIC	dhan.	6/26/2023	8.50%	-	10,000,000	-	-	-	-	-	10,000,000	11,644
7	534-202	IFIC	dhan.	6/26/2023	8.50%	-	10,000,000	-	-	-	-	-	10,000,000	11,644
8	534-203	IFIC	dhan.	6/26/2023	8.50%	-	10,000,000	-	-	-	-	-	10,000,000	11,644
9	097741	NRB	Uttara	2/28/2023	7.50%	-	20,000,000	-	-	-	-	-	20,000,000	493,151
10	097752	NRB	Uttara	2/28/2023	7.50%	-	20,000,000	-	-	-	-	-	20,000,000	493,151
As at 30 June 2023						356,866,213	80,000,000	20,147,280	2,116,959	105,000	7,743,855	10,181,466	292,745,000	7,147,434
As at 30 June 2022						338,224,775	-	20,829,769	2,189,331	-	7,542,494	11,098,943	356,866,212	7,743,855

